


APR/MAY '81

AT THE SIGN OF THE CAT

A publication of the Cougar Club of America
1526 Ericson Place, Bronx, New York 10461
Copyright by Thomas Jacobellis, 1981



It is with great pleasure that I welcome two new members to the staff of the Cougar club of America, Jim Rakowsky and Bill Veach. Jim will be holding down the post of Historian and that of Corresponding Secretary to FOMOCO and Linc-Merc. He will help with statistics and a few other interesting things needed from them. Jim also will be handling some computerization of membership and cars. If you haven't already filled out the new vehicle registration form, please do. Jim is especially interested in the Vehicle Identification Numbers for all Cougars our club has or club members know of (Yes, this includes those found in junk yards). Just jot down the VIN and a sentence about the car's location (the 67-68-69 VIN's are inside the driver's door, all subsequent years are on the lower edge of the windshield, on the driver's side). Then mail this to Jim or Tom.

The other member who has volunteered in a most helpfull way is Bill Veach #299. Bill is supervisor of a print shop in Iowa, and he will be doing the actual printing of Sign of the Cat, and our new membership cards. Besides doing our printing of the Cat (4-6 issues per year to 510 members) he will be handling the mailing thereof. Thanks Bill---

Response to the last Sign of the Cat was very good. Most of you wrote in regarding the Cougar seen in the James Bond movie "On Her Majesty's Secret Service". I'll let Ned Flynn fill you in for those who did not write---The car used in the James Bond movie was a 1969 XR-7 convertable 428CJ. It was candyapple red with black top and styled steel wheels. It was driven by Dianna Rigg, the English actress of "The Avengers" TV series. James Bond was played by George Lazenby. Bond on occasion referred to it as the "little red sports car" or simply as a Cougar.

We still have a few un-filled posts in the Cougar Club of America. We need a Treasurer and a few Regional Directors. The Treasurer position will be essentially that of keeping the club records and of being a treasurer, but the regional directors will take on the task of organizing local clubs in their state and any regional or national meets in their area. As a last note we also need a Public Relations Director. He will help co-ordinate any national or regional meets with advertising and so on, write to the various magazines, write up ads etc. to be placed in the major car publications and so on. Any volunteers on these positions? Pleas write Tom if you can find the time to help out, even for a short time.

I hope you all read the nice article on "Hots Cats" in the February, 1981 issue of Car Exchange magazine. It really put the point across that the Cougar wasn't just another plastic pony car, but was a small car with some luxury and pizazz also. It showed that a Cougar didn't have to be noisy inside and out to be fast. The rare supercars aren't just Boss Mustangs and Camaro Z-28's but also of the type our membership own, such as the GT-E, the Eliminators or the 428CJ's. As a consequence of the issue's editorials- the battle of witts between Mustang owners and the Milestone Car Society, Mr. Glenn Brummer openly said NO to admission of the early Mustangs but maybe to the early Cougars. He asked Tom to apply for certification of the Cougars into the society. He has subsequently sent for an application for the Cougars, most notably the XR-7's.

Southern California CCA members; The Cat's Editor would like to meet with you at the Antique Nationals, Sun. May 24 at Orange County Raceway, Irvine Ca. Look for my Yellow Eliminator or an old Model A with EXPLOSIVES on the backside. C U there!

STATISTIC'S OF THE CAT'S LITTER--1969

65A	62,305	Cougars with 428CJ	888
65B	23,918	XR-7 with 428CJ Ram Air	517
65C	1,615	Boss 429 equipped	None
76A	5,796	Conv. with 428	183
76B	4,024	Conv. XR-7 Sunroof equipped	642
65A	2,411	Eliminators	
		All model total	100,069

These figures were taken from Heasley's Production figure guide, the Investor's guide to Convertibles and Special Interest Autos, By Charles Webb and from FOMOCO via Jim Rakowsky.

The 1969's---

Average miles per gallon was 10-17, Common trouble spots were brakes, electrical and ignition systems, manual transmission, and suspension.

Of the options available, this is the percentage breakdown on how the Cougars were equipped: 89.4% had automatic transmissions, 3.1% had four speeds, 7.5% had three speed transmissions; 92.4% came with power steering, 58.9% had power brakes. 9.5% had the tilt steering column, 6.3% were equipped with power windows, 57% had tinted glass and 53.2% had air conditioning. This also was the last year that the 390/320 HP engine was available. Sorry, no figures here. Maybe later.

The 69 Cougars came standard with the 351-2V engine. Optional engines (per FOMOCO) were: the 351-4V (Windsor), 390-4V, 428-4V, 428-4V Ram Air, and the 302 H.O. (Eliminators only). However, at least one 69 Cougar came with the 427 engine. Tim Taylor of Mansfield Ohio owns this.

Full scale Cougar production for Dearborn started Sept. 2, 1968, at about 500-600 units per day. Their last one left the line on July 18, 69. A rough estimate on monthly production is as follows: Sept. 10000, Oct. 7000, Nov. 10000, Dec. 8000, Jan. 10000, Feb. 8000, Mar. 7000, Apr. 8000, May 8000, June 10000, July 5000. The San Jose, Cal. plant built their first on Sept. 9, 68. Their year's production was between 8 and 9 thousand. The first 69 Eliminators were built in March of 1969.

One of the first changes on the 69's occurred Nov. 1, 68, when a vacuum release valve was mounted near the windshield washer tank, interrupting the vacuum lines. This permitted the opening of the headlight doors without turning on the lights.

As a feature of the Sign of the Cat in the future, we would like to have an article on a few of our member's Cougars. If you would like to have your car considered, send in a couple of clear black and white photographs of your favorite Cougar, a story of your likes and dis-likes thereto. a list of original equipment and later added on equipment and the serial number. Black and white photos should be in the 3x5 or 5x7 size. Mail them to me at 273½ E. Sixth, Beaumont Ca. 92223.

There are a few members who have not sent in their \$12 dues to Tom. Make them payable to the Cougar Club of America. A few of you sent them to me instead of him. Also, there are two membership roster corrections: #307 is Jayme Kraft. #20 Greg Young is at 9318 Pannier Drive, Pittsburg Penn. 15232.

SEQUENTIAL TURN SIGNALS

by V.R. Yarberry #55
7105 Winans NE
Albuquerque, NM 87109

This article covers troubleshooting 1967-1968 Cougar sequential turn signals. Most of the information has been acquired through experience on a 1968 model, but the ideas can be applied when servicing a 1967. This information is also applicable to T-Birds of this era as they share the same design and parts.

The turn signal system has five electro-mechanical parts: the turn signal switch (located in the steering column), an indicator relay (located under the dash), a directional selector relay, an emergency relay, and a motor-driven sequencer (all located in the trunk). The most failure prone parts seem to be the sequencer and the column switch. Circuit diagrams can be found in the factory shop manual. The enclosed sheets one and two were taken from the National Service Data (domestic) published by Mitchell Manuals Inc., San Diego.

Basically, the system works as follows, when the directional lever is moved it completes circuits that select and feed power to the corresponding bank of lights. Power for the lights is feed through the indicator relay to the sequencer. The sequencer has three cams that, when rotated, depress switches corresponding to the inboard, center, and outboard taillights. The power is then routed first through the emergency warning relay (which disconnects all but the center light if the emergency switch is on) and then to the directional relay. This two-sectioned (right and left) relay routes power through to the selected bank of lights.

Since brake lights are not sequenced, the directional relay allows all lights to turn on when the brake light power feed is energized. When turn signal is selected, the relay disconnects the brake light feed and connects the turn signal feed to allow the directional signal to override the brake light signal.

Now that you understand a little about how the turn signals work, you can start troubleshooting. You will need a VOM and the schematic for your year of Cougar. Some common complaints seem to be: No turn signals, One or more lights on but not flashing, One or more lights flashing, and Center light only flashing. Obviously, the first thing to check is the inline fuse under the dash near the column. The next item is check all bulbs and their sockets. If these are all good, then you have your work cut out for you.

No turn signals: When the turn signal lever is depressed, no lights come on anywhere. Possible problem areas are the column switch (especially on tilt wheels), indicator relay, direction relay, and sequencer. Start by listening to each relay for a click. This means that it is getting power. If both relays are dead, disconnect the turn signal switch from the harness and check it according to Table one. The dashes represent wires that connect together with the switch in the indicated position. The numbers in the table are codes from the shop manual.

Lights on but not flashing: This usually means that the motor in the sequencer has died. Open the sequencer and see if the sequencer motor is turning the cam. Ford still has the sequencer or the author offers an electronic replacement.

One or more lights flashing: Again, the trouble is most likely in the sequencer. The switch contacts erode away with age. Sometimes they can be cleaned up with a points file, but usually this is a temporary fix. The best solution is to replace the sequencer.

Center light flashing only: This should happen when the emergency lights are used, but will occur if the emergency relay fails. Replace if needed.

Table one; 1968 Turn signal switch connections

Neutral	Left turn	Right turn
Green-Orange/Blue (511 - 5)	Blue-Green/White (44 - 3)	Blue-Orange/Blue (44 - 5)
Green-Green/Orange (511 - 9)	Blue-Green/Orange (44 - 9)	Blue-White/Blue (44 - 2)

Table two; Parts list

Part	1967	1968
Turn indicator relay	C7WY-13A366-C	C8WY-13A366-A
Directional relay	C7WY-13A366-A	C8SZ-13A366-A
Emergency relay	C7WY-10B926-A	C7WY-10B926-A
Sequencer (SF-103)	C7SZ-13350-C	C7SZ-13350-C
Column switch,w/o tilt	C7ZZ-13341-A	C8ZZ-13341-A
Column switch, w/tilt	C7SZ-13341-B	C8SZ-13341-B

MEOW MIX (tasty bits of information for Cats and their owners)

Dick Martin reports that all G T Cougars came with the 390 engine only. This would make the GT's similar to Mustang and Fairlane GT or GTA's of the same year.

A few members in reading the last issue of the Cat came across the note on clock repair. They have asked for help from the membership on just how to get the clocks out easily. Either your arm must be jointed in six places or you must disassemble half of the car. Does any member have a simpler way of doing this?

PART NUMBERS; Hood scoops; 1967-68 -C8WY 16C630-C, 1969-- C9WY 16C630-B Hood transferr stripes, Black vinyl tape 1969 (351) C9WY 16B906-E1A 1969 (428) C9WY 16B906-G1A. Front spoiler (1969) C9WY 65001A 74A, (1970) DoWY 65001A 60A

Ed Beaumont of California Mustang Parts is in the process of putting together a catalogue for Cougar parts only to add to his line of Mustang items. It will list parts only for Cougars. Ed mentioned that some of the parts he supplies to Mustang owners are actually Cougar parts that semi- fit Mustangs. He states that most of the later year Cougar parts are still available, compared to Mustangs where more of the earlier year parts are still available. If you are interested in the new catalogue, write him at 1249 E. Holt, Pomona Calif. 91767. He is also interested in parts our members can think of which should be reproduced.

Who drove on the 1967 Mercury Trans American Sedan Team and what were their car numbers?

The club patches have been delayed once again. Tom is working with a different manufacturer and it is hoped that they will be done by the first of May. The club window decals should also be ready by then.

The sequential turn signal wiring diagrams for 1967 Cougars will be inserted into the next Sign of the Cat.

CAT TRACKS

Q; My Cougar has a 302 V8 with chrome valve covers, is it a special model?

A; Your Cougar has the optional dress up kit Mercury offered. It included chrome valve covers, air cleaner cover, and dip stick, along with a chrome fan cover shroud. Together sold for about \$20.00

Q; The tilt wheel in my car no longer operates, plus my car idles rougher now, Why?

A; The reserve vacuum tank under your battery has a hole in it. No doubt from battery acid dripping on to it. Make a new can and you should be back in business.

The Cat's Editor,
W. P. Kaminsky
273½ E 6th St.
Beaumont, Ca. 92223

Membership and classifieds
Tom Jacobellis
1526 Ericson Place
Bronx, New York, 10461

Cat Tracks Questions
Richard Martin
1720 Lehigh St.
Boulder Colo. 80302

DUES ARE NOW \$12.00 A YEAR. THOSE WHO HAVE NOT SENT IN THEIR DUES THIS WILL BE THE LAST NEWSLETTER YOU WILL BE RECEIVING. PATCHES ARE AVAILABLE TO CLUB MEMBERS ONLY.

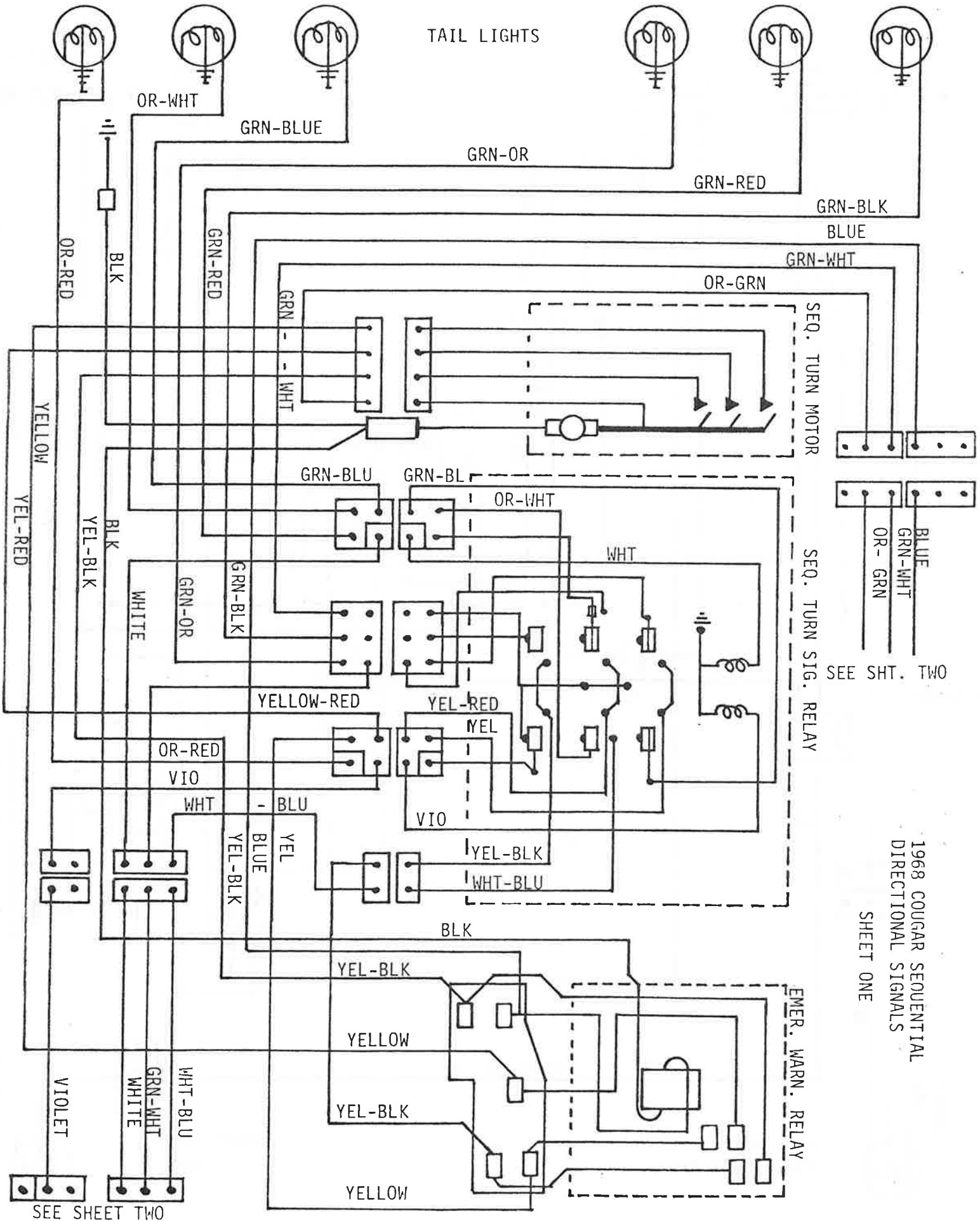


**When was the last time that you saw
a '67 Cougar Convertible?**

RIGHT SIDE

LEFT SIDE

TAIL LIGHTS



SEQ. TURN MOTOR

SEQ. TURN SIG. RELAY

EMER. WARN. RELAY

SEE SHT. TWO

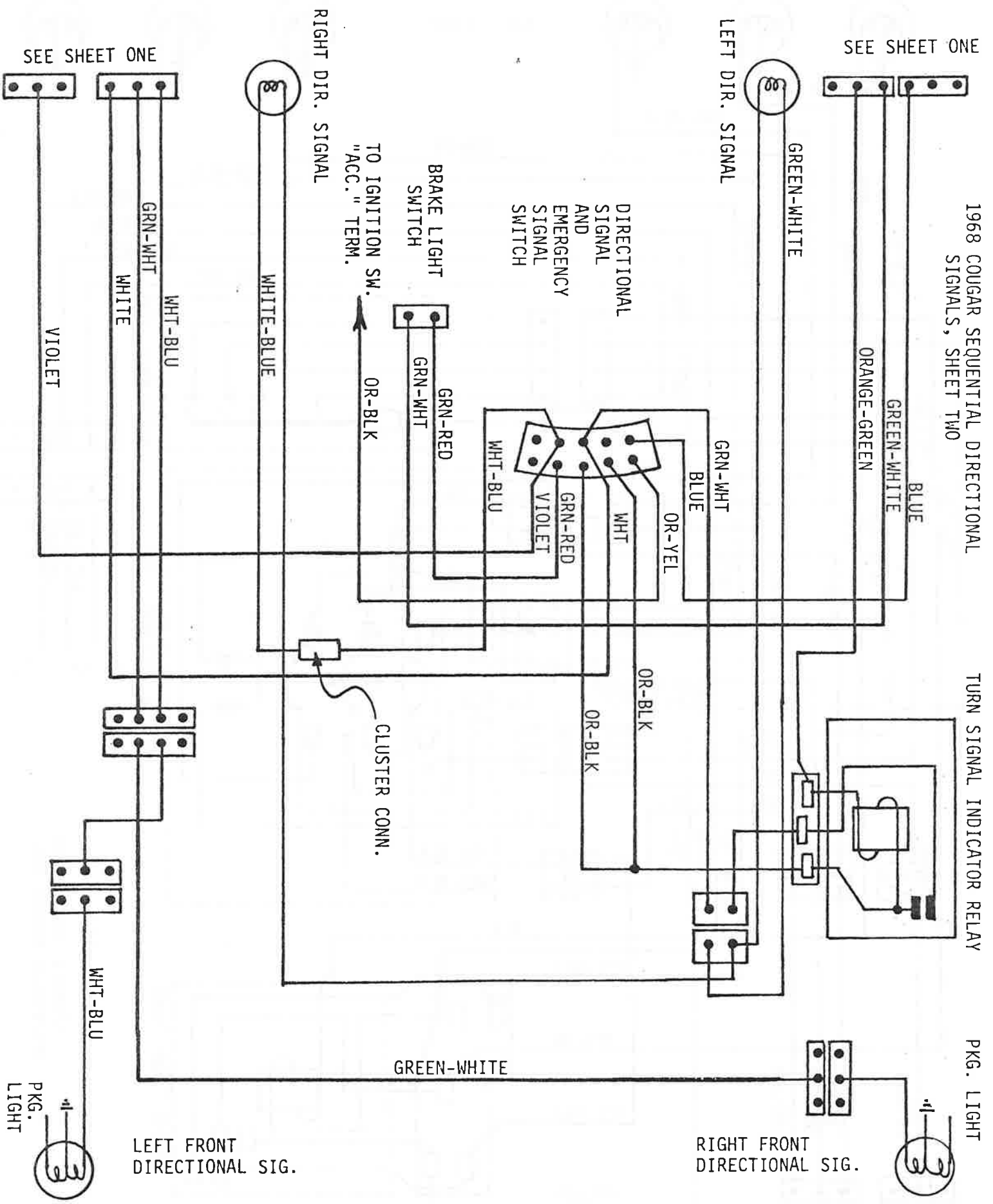
BLUE
GRN-WHT
OR-GRN

1968 COUGAR SEQUENTIAL
DIRECTIONAL SIGNALS

SHEET ONE

SEE SHEET TWO

1968 COUGAR SEQUENTIAL DIRECTIONAL SIGNALS, SHEET TWO



COUGAR CLUB CLASSIFIEDS

- FOR SALE: 1971 Cougar Convertible, green, 351C, auto, dk. gr. interior, 30,000 original miles, Florida Car \$3,200: John Bogdal, 96 Garnsey Rd, Pittsford, N.Y. 14534 Ph. 1-716-248-2247 after 9PM. (NON-MEMBER)
- WANTED: Inner fender for '67 Cougar part#C7ZZ-160 54D: Bryan Vendeland, 21170 Wilmore Ave. Euclid, Ohio 44123
- FOR SALE: Complete set of 1972 Ford Shop Manuals (included Cougar) \$20.00 or trade for a 1968 set: Robert Russell, 12 Lasky Rd., Beacon Falls Conn. 06403 Ph. # 203-729-6046
- WANTED: Rebuildable '69 ELIMINATOR, prefer big block or no engine: Jeff Kent, 1617 Center Ave. Iowa City, IA. 52240
- FOR SALE: '69 Cougar white buckets w/headrests, many other white interior pieces, '69 hoods, rt. fender, grills, '67 red interior, doors, left fender, trunk, '69 tilt-swing a way column, many other parts, Write: Mike Callen, 260 Leo Ave., Shreevsport, LA. 75105 PH#318-868-8864 also can get '68 & '69 Styled steel wheels.
- FOR SALE: '69 Cougar, 351W, auto needs restoration many new parts including new ¼ panels, Write: Curt Mueller, 3505 86th Place, Kenosha, Wisc. 53142 Phone #414-694-2466 (NON*MEMBER)
- FOR SALE: BOSS 302 ELIMINATOR 1969, \$3,200 write: Ron Mirr, 4117 Town House Rd. Apt y, Richmond, VA. 23228
- FOR SALE: Popular Mechanics Mags, 1947 to late '60s \$.50 ea + postage, Write: Bill Veach, 6820 N.W. 6th Dr. Des Moines, Iowa
- WANTED: For 1967 Cougar, two front fenders, bumper & grill, also want Nice ELIMINATOR prefer 428CJ, write: Bob Reilly, 1101 Bailey Dr., Pontiac, ILL. 61764 Ph# 815-844-6803
- WANTED: For '70 XR-7 convertible: switch for top, door pull straps, write: Robert Link, 4002 Circle, Ave, Reading, PA. 19606
- WANTED: Sales brochure for '73 XR-7: Barry Doyle, 28 Chadwick Pl., Clayton Park, Halifax, N.S. B3M 3N2
- WANTED: '67 XR-7 write: Stephens Jeweler, New Hartford Shopping Center, New Hartford, N.Y. 13413 Ph. #315-732-4243
- FOR SALE: '72 Cougar XR-7 Convertible, new top, engine rebuilt, 351C, auto, fully equipped, sky blue, white top & interior \$3,000 write: Charles Hubley, 9297 Marlow Ave., Norfolk, VA. 23503 PH#804 587 6582

ATTENTION !!!!! ATTENTION !!!!! ATTENTION !!!!! ATTENTION !!!!!

COUGAR CLOCKS CLEANED AND REPAIRED BY A QUALIFIED INSTRUMENT REPAIRMAN \$10.00 min. to \$25.00 max. to C.C. of A MEMBERS ONLY!!! Price includes return postage.: SEND TO Charles Hubley, 9297 Marlow Ave. Norfolk, VA. 23503

- WANTED: For '68 XR-7G, Rt. Front fender, both rear ¼ panels, Lucas foglights, chrome exhaust extension, also for sale: new left front fender '67-'68 Cougar. Write: Peter Nadhazy, 10114 Fairtree Dr., Strongsville Ohio 44136

- WANTED: '71-'73 XR-7 Rightside door panel, NOS or Exc. Interior Code#EB; rectangular clock for console: Write: Karl Baker, 1705 Hollywood Way, Burbank, CA. 91505
- WANTED: '67-'68 XR-7 or '69-'70 Convertible write: Bob Cummings, 14397 Garland Ave. Apple Valley, MN. 55124
- WANTED: For '73 XR-7; Front door panels, center console, chrome for hood w/XR-7 emblem, XR-7 emblem for trunk, Padded dash, rear splash pan: Write: Harrison Levy, 1206 Westchester, Oklahoma City, OK. 73114
- FOR SALE: Two '69 Convertibles \$2,000 range Write: Robert Walker, 203 Pine Shadow Conroe, TX. 77301 (Non member)
- WANTED: XR-7G mag wheels & center caps, Bucket seats (DK Green), any literature for the '68 XR-7G—would also like some pictures of other XR-7Gs to aid in restoration: Write: Jayme Kraft, 661 7th Ave. Newport, MN. 55055
- WANTED: Left valve cover w/PCV hole for 351C engine, & air cleaner warmup pipe, have '69 Tilt-swingway steering column for sale: Write: John Sportelli, 3753 Herbert St. San Diego, CA. 92103
- WANTED: Fiberglass hood for '69 XR-7, also replacement vacuum or electric unit for the headlights: Write: Kevin O'Connell, 3308 Moline Pl. Springfield, VA. 22153
- PARTS
- FOR SALE: BOB FISCHERS, FISCHERS CLASSIC, Rural RT.#1, Box 212, Montpeller, VA. 23192. are planning a Cougar Elea Market and car sales sometime in June 1981. TENTATIVE DATE IS JUNE 20-21—write him and let him know if you plan to attend.
- FOR SALE: 1970 XR-7 Convertible black, white interior, \$5,000 write: George LeFebvre, E 105 Briny Breezes, Boynton, Bch, Fla. 33435
- WANTED: Leather restoration kit and plastic tips for the auxiliary lights (dash mounted) for '68 XR-7: write: Rob Bachman, 1091 SW Guava Ave, Palm Bay, Florida 32905
- FOR SALE: 1969 Cougar XR-7 RACJ 428 engine, auto, 7,000 miles on restoration: \$4,500 write: Joe Olles, RR#3, Danville, ILL. 61832 PH#217-442-6074
- FOR SALE: New repro COUGAR lettered oil pan for 289, 302 \$175., Group II air cleaner top lid \$225 w/oil pan will not separate. '67 console \$15; 90amp alternator new \$50; '67 overhead console w/lights \$15; '66 cyclone console \$20 & '63 Falcon console \$20—WANTED: Cougar lettered valve covers for 289 original only also 2x4 intake for 289 says COUGAR Top dollar paid; write: Gary Buelow, 1582 Iris La. Mosinee, WI. 54455 prices plus shipping.
- FOR SALE: '70 Cougar 65A, mint condition, 351W-2bbl, 3spd manual, 22MPG, cream color 110,000 miles, interior exc. mech. exc. \$1,400 firm Write: A.J. Baudler 4717 Helensbrg Dr. Apt 201, Chesapeake, VA. 23321 PH#804-484-7723
- WANTED WANTED WANTED**** FOR THE CLUB***: NEED COPIES OF ROAD TESTS FOR COUGARS FOR FUTURE USE IN CLUB NEWSLETTER. WILL PAY COPY COST FOR ARTICLES I DO NOT HAVE PLEASE HELP CONTACT: MICHAEL S. CALLEN, 279 1/2 Carrolton Ave., Shreveport, LA. 71105
- WANTED: FOR '73 XR-7, XR-7 grille medallion, both ivory door panels, write: Jim Earnhardt, RT#1, Box 438, Millers Creek, NC. 28651
- WANTED: Grille pieces for '70 XR-7 write: Paul Geotis, 142 West Main St, Dudley, Mass. 01570

INFORMATION WANTED: WOULD THE C.C.OF A. MEMBER FROM THE L.A. AREA WHO CALLED ME ABOUT FEB.1, REGARDING COUGAR PARTS IN LARGE NUMBERS IN A SANTE FE SPRINGS WRECKING YARD, PLEASE CONTACT ME AGAIN: I'VE LOST YOUR NUMBER: WRITE: RICHARD PHILLIPS, 1919 LAS TUNAS RD., SANTA BARBARA, CA. 93103

WANTED: INFORMATION ON WHERE TO HAVE PLASTIC PARTS CHROME PLATED WRITE: KEITH LAUMER, P.O. BOX 972, BROOKSVILLE, FLA. 33512

FOR SALE: PARTINGOUT '68 XR-7 WRITE: MIKE KOLAR, 412 ADAMS, NORMAL, ILL. 61761

FOR SALE: '71 COUGAR CONVERTIBLE WRITE: JAYNE JORDAN, 12101 ARBIE RD, SILVER SPRING MD. 20904

WANTED: NOS PARTS, DASH, INTERIOR, FENDER MOULDINGS FOR GTE & 7.0 LITRE EMBLEMS: WRITE: EARL PENNY, c/o PENNICO ELECTRIC INC. 2258 WEST AVE. m-12, LANCASTER, CA. 93534

WANTED: '69-'73 COUGAR CONVERTIBLE WRITE: DAVE BOUCHER, 30 weed rd, ESSEX JCT. VT. 05452

WANTED: LEATHER RESTORATION KIT FOR COUGAR AND THE PLASTIC TIPS FOR THE AUXILARY LIGHTS: WRITE: ROB BACHMAN, 1091 SW GUAVA AVE., PALM BAY, FLA. 32905

WANTED: FRONT SPOILER FOR '69 Cougar, L&R REAR LAILIGHT CHROME & REAR 1/2 WINDOW CHROME W/WEATHERSTRIPPING NOS OR MINT ONLY: WRITE: C. RITTINGER, 60 BELMONT AVE. W, KITCHENER, ONTARIO, CANADA N2M 1L4

WANTED: FOR '69 XR-7 CONVERTIBLE. TOP CONTROL LEVER, BRUSHED CHROME SCREW COVERS DOOR PULL STRAPS, GREEN PULL STRAP, WIRE CATCH FOR GLOVE BOX DOOR W/SCREW XR-7 LETTERS FOR TRUNK: WRITE: MIKE BRITZ, 559 HICKORY RIDGE CT, DES PERES, MO. 63131

FOR SALE: 1970 COUGAR CONVERTIBLE, RESTORED IN MID 1980 blue w/white top and interior \$2,995.00 write: MIKE BRITZ above ad.

WANTED: FRONT FENDERS, DOOR SKIRTS, REAR QUARTER PANELS FOR '69 COUGAR CONVERTIBLE WRITE: W.G. FRANCIS, #400-627 Moberley Rd., Vancouver, B.C. Canada V5Z 4B1

WANTED: BLACK CONVERTIBLE BOOT FOR '69 COUGAR, ALSO WANT '67-'68 COUGAR WRITE: EUGENE ERICKSON, 27127 Ridge Rd, DAMASCUS, MD. 20750

WANTED: PASSENGER SIDE REAR 1/2 PANEL AND ORIGINAL VINYL MATERIAL FOR BUCKET SEATS FOR '69 COUGAR WRITE: JOHN KENNEDY, 300 s. 26 #18, Lincoln, NE. 68510

WANTED: '69-'70 COUGAR WITH 428CJ motor WRITE: DENNIS V. RAYBUCK c/o CUSTOM PACK COMMODITIES, P.O. BOX 446, DuBois, PA. 15801 PH#814-375-9600

FOR SALE: 1970 COUGAR VINYL TOP, 351C, AUTO, AIR, PB, PS, MINT INTERIOR, 1/2 bad and front fenders bad, 39,000 original miles over \$800 offer: WRITE: GEORGE RAZALOS 351 Ashland Ave, Pittsburgh, PA. 15228

FOR SALE: 1967 COUGAR FOR PARTS WRITE: EDWIN ARNETT, c/o AUTO PARTS LOCATING SERVICE, 3509 E. Almond St., Orange, CA. 92669

FOR SALE: 1969 COUGAR XR-7 428CJ, RAM AIR, 4 SPEED, POSI, 29,000 original miles WILL TRADE FOR HARLEY DAVIDSON FULL DRESSER MOTORCYCLE, W/SIDECAR OR THREE WHEELED SERVI CAR AND CASH OR BEST OFFER WRITE: Tom Jacobellis 1526 Ericson Pl. Bx, N.Y. 10461

...the sign of the cat...



Club of America
1526 Conover Place
Shore, N.Y. 10461

